REV	DESCRIPTION	ECN/ECR	DATE	DRAWN BY
A0	新订圖面	——	05/09/2018	鍾 杭
B0	工程变更,增加Stand Off	ECN	04/02/2019	左胜胜

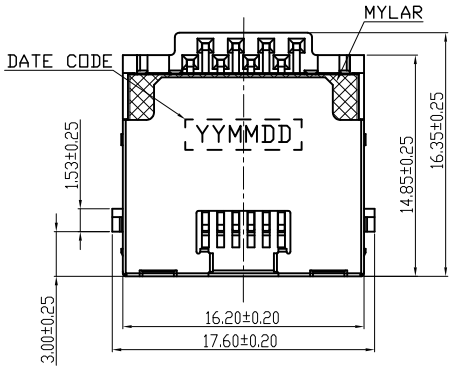

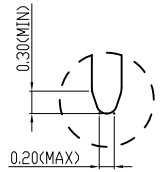

VIEW A SCALE 5:1

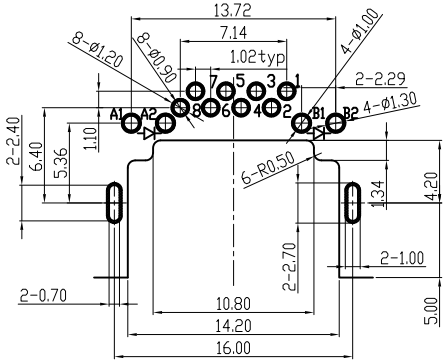

RECOMENDED PCB LAYOUT
TOLERANCE:±0.05mm
RECOMENDED PCB THICKNESS:1.20±0.05

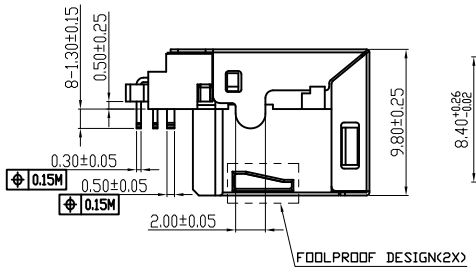

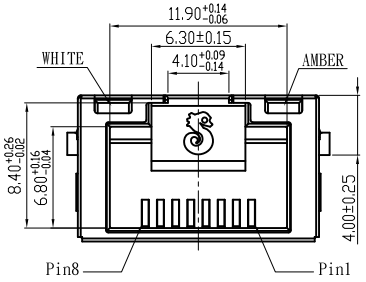

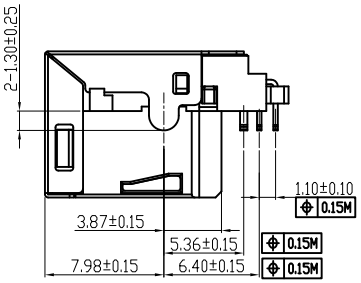

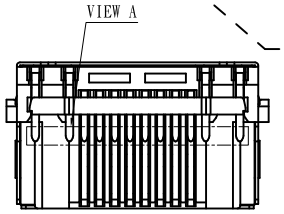

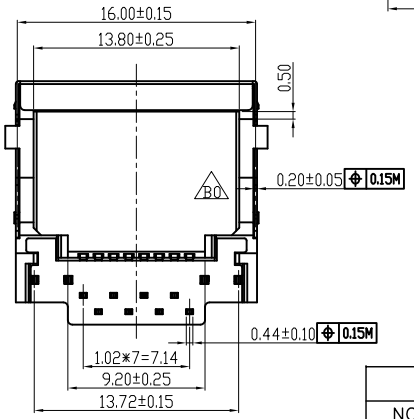

NOTES:
1.MATERIAL:
1-1:HOUSING:PA10T+35%GF(VICNYL R635NH);UL 94V-0,
COLOR:BLACK
1-2:TERMINAL:PHOSPHOR BRONZE(C5210R-EH);T=0.30mm
TREATMENT:
1.GOLD FLASH ON CONTACT AREA,MATTE SN 50u" MIN
ON SOLDER TAIL,ALL OVER NI 30u" MIN.
2.GOLD 30u" MIN ON CONTACT AREA,MATTE SN 50u" MIN
ON SOLDER TAIL,ALL OVER NI 30u" MIN.
1-3:SHELL:SUS(201);T=0.20mm,TREATMENT:50u" NI
1-4:LED:WHITE/AMBER,TREATMENT:TIN
1-5:STOPPLE:LCP(E6808);UL 94V-0,COLOR:BLACK
1-6:DEFEND :LCP(E6808);UL 94V-0,COLOR:BLACK
1-6:MYLAR:YELLOW
2.SPECIFICATIONS:
2-1.VOLTAGE RATING:150VAC MAX.
2-2.CURRENT RATING:1.5AMP MAX.
2-3.INSULATION RESISTANCE:500MΩ MIN. AT 500V DC.
2-4.DIELECTRIC WITHSTANDING VOLTAGE:
500V AC 60HZ 1MINUTE.
2-5.DURABILIY:5000 CYCLES.
2-6.OPERATING TEMPERATURE:-30°C TO+70°C.
2-7.FOR REFLOW SOLDERING LEAD-FREE PROCESS.

Part Number(客戶)	AU
2RJ1733-030111F	G/F
2RJ1733-030211F	30u"

pin define:

10/100Base-T		100Base-T4	
Pin 1	TX+	Pin 1	TX_D1+
Pin 2	TX-	Pin 2	TX_D1-
Pin 3	RX+	Pin 3	RX_D2+
Pin 4	n/c	Pin 4	BI_D3+
Pin 5	n/c	Pin 5	BI_D3-
Pin 6	RX-	Pin 6	RX_D2-
Pin 7	n/c	Pin 7	BI_D4+
Pin 8	n/c	Pin 8	BI_D4-

TABLE:

30μ"	CD4531072004	-02	WHITE NI	YES
G/F		-01	WHITE NI	YES
AU PLATING	PART NUMBER	-XX	SHELL PLATING	HF

LED ELECTRICAL CHARACTERISTIC

NODE	COLOR	——	WAVELENGTE	FORWARD CURRENT
A1(+) A2(-)	WHITE	A1 ⊣▷⊢ A2	——	If=20mA
B1(+) B2(-)	AMBER	B1 ⊣▷⊢ B2	584-594nm	If=20mA

東莞世華電子有限公司
SHYH HWA ELECTRONICS CO.,LTD.(DONGGUAN)
地址:東莞市塘厦鎮諸佛嶺178工業區
TEL:0769-87910020-1 FAX:0769-87910210

DRAWN BY	左胜胜	ITEM	MINI RJ45 PHONE JACK(板上4.0mm 三)+栅欄	ANGLE PROJECTION	UNIT	mm
CHECKED BY					SCALE	1:1
APPROVED BY		PART NO	CD4531072004-XX	TOLERANCE .X±0.20 .XX±0.10	DATE	04/02/2019